
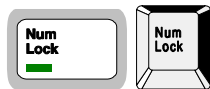


# ACCESO A CARACTERES ESPECIALES

## Un teclado QWERTY



Seleccione **Winword**.



Para encender la **luz Num Lock**, pulse la **tecla Num Lock**.



Pulse la **tecla ALT**, sin soltarla, para generar la letra **ñ**.



Pulse los números **0241** del **teclado numérico**.



Suelte la **tecla ALT** después.



























































Se ha generado el carácter **ñ**.





# Los acentos y caracteres especiales en español





Pulsando la tecla  pulse:

Pulsando la tecla  pulse:

Á	   
É	   
Í	   
Ñ	   
Ó	   
Ú	   
Ü	   

á	   
é	   
í	   
ñ	   
ó	   
ú	   
ü	   

¿	   
---	---

¡	   
---	--

Suelta la tecla **ALT** después. 

Suelta la tecla **ALT** después. 